

“WATCH” ACTIONS

When a Hurricane Watch is issued, conditions pose a possible threat to a specific area within 36 hours. Recommended actions to take:

- Monitor radio, TV, NOAA weather radios for information on storm progression.
- Fuel and service family vehicles.
- Inspect and secure mobile home tie-downs.
- Determine your evacuation destination.
- Prepare to cover window and door openings with protective materials. If you have not pre-cut plywood for windows, do it now.
- Check food and water supplies. Have clean, airtight containers on hand to store water.
- Keep a small cooler with frozen jell packs for refrigerated items.
- Check supplies of prescription medicine.
- Check and stock up on radio, flashlight and lantern batteries.
- Secure outdoor lawn furniture and other loose, lightweight objects such as garbage cans, garden tools, potted plants, etc.
- Check and replenish first aid supplies.
- Have an extra supply of cash and coins.

WHEN A WARNING IS POSTED

When a Hurricane Warning is issued, winds of 74 mph or higher are expected to affect a specified area within 24 hrs. This Warning is the signal to take immediate action to prepare for the full impact of a hurricane. The consequences for coastal communities could be devastating if proper emergency actions are not taken.

“WARNING” ACTIONS

- Closely monitor radio and TV weather reports.
- Follow instructions from local officials.
- Leave immediately if ordered to do so.
- Rush to complete preparation activities.
- Evacuate.
- Leave mobile homes.

- Notify neighbors & family members outside the warning area of your evacuation plans.
- Stay with friends or relatives or at an inland hotel or motel outside the flood zone.
- Take your pet and its medical records. Take collar, carrier, dishes, medication, food & water. Public shelters do not allow pets but pet shelters are in every county.
- Public shelters will only be available for people who do not have a place to go. They should only be used as a last resort.

WHEN TO EVACUATE

Long before a hurricane becomes an immediate threat, you should have already decided where you will go if an evacuation is necessary: friends and relatives, motel or hotel outside the threatened area, or public shelter? Don't wait to decide. Use the following guidelines:

- The more hazards in your location, the more important it is that you leave even if it is only precautionary.
- If you live in a mobile home, even if it is well away from the coast and tied down, the wind can pose a threat to your safety.
- If you live in a hurricane evacuation zone you should leave as early as possible; preferably when the Voluntary Evacuation is announced.

WHAT TO TAKE

- Wills, insurance policies, contracts, powers of attorney, deeds, appraisals, critical computer files, stocks & bonds.
- Passports, Social Security cards, Military records.
- Bank account records.
- Credit card names & numbers.
- Inventory & household goods' photos/video.
- Important phone numbers.
- Medical & dental records & prescriptions.
- Birth certificates & citizenship info.
- Adoption papers & court orders.

PUBLIC SHELTER

Shelters will be opened on an as-required basis. Public shelters are basic; bring your own creature comforts. Shelter locations will be broadcast on radio and TV. Medical care is generally not available. Shelters will have food but it is best to bring your own. Do not expect a bed; be ready to set up a home away from home on the floor. Primary Shelters are located in Augusta, Macon, Douglas, Statesboro, Waycross, Dublin, and Tifton. **No more than TWO hand-carry bags per person. Consider:**

- Lightweight folding chairs, cots and bedding.
- Dry milk, fruit juice, canned meat/fish, canned beans, bread, crackers, peanut butter, dried fruit, granola bars, cookies, dry cereals & other non-perishables.
- Extra clothing, personal care items and toilet paper.
- Quiet games or toys for the children.
- Identification; to prove residency or ownership in order to gain reentry.
- Spare eyeglasses, prescription medicine, special diet and baby foods.
- Diapers, blankets, pillows and sleeping bags.
- Flashlights with extra batteries, cash or travelers checks.
- No Weapons, Alcohol or Illegal Drugs.

NO TRANSPORTATION TO EVACUATE?

In the event of a Mandatory Evacuation, Chatham County residents will need to evacuate even if they do not have their own transportation. If you do not have your own vehicle, please observe the following:

- Chatham Area Transit (CAT) will continue to operate its routine bus routes but all buses will go by the Civic Center.
- Passengers with no other means of transportation who wish to evacuate will be taken to the Civic Center as their initial destination
- No parking will be allowed in the vicinity of the Civic Center
- If you drive to the Civic Center or ride with a family member or friend, DO NOT expect to board a bus.
- Evacuation buses are for people with no other means of transportation.



CHATHAM EMERGENCY MANAGEMENT AGENCY

HURRICANE EVACUATION, SHELTER & TRANSPORTATION BROCHURE



124 Bull Street, Suite 140
Savannah, GA 314
912.201.4500
www.ChathamEmergency.org

GETTING TO THE SHELTER

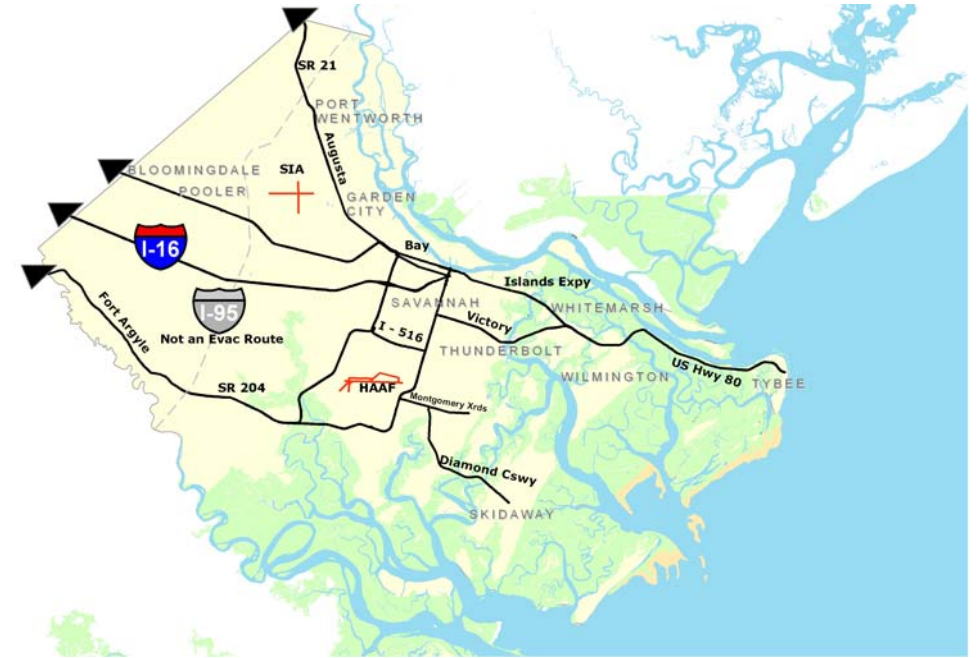
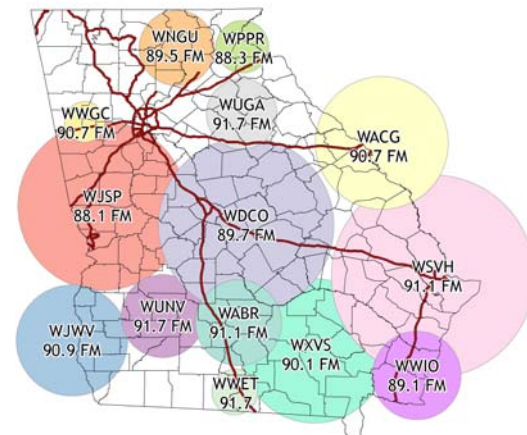
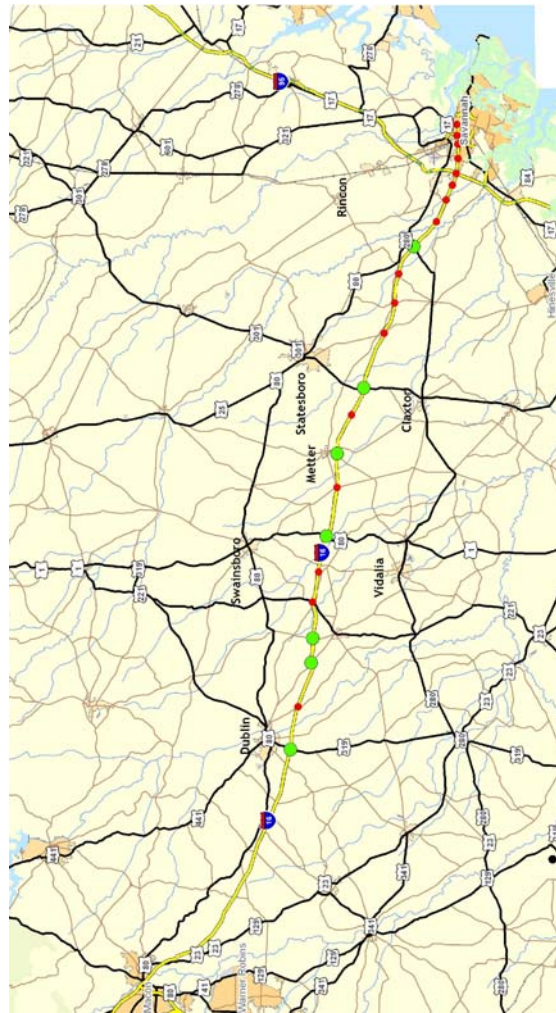
- ❑ Evacuees will be directed to a registration area at the Civic Center.
- ❑ Evacuees will be seated by bus assignment on Board of Education buses for transport to inland shelters for the duration of the evacuation.
- ❑ The earliest buses go to the closest shelters and therefore have the shortest trips.
- ❑ The buses will be crowded. Be reasonable with what you take; no more than two hand-carry bags per person.
- ❑ School buses are not air-conditioned; expect some discomfort.
- ❑ Several seats are left empty on each bus to accommodate stranded motorists.

PETS

- ❑ Make evacuation plans for your pet.
- ❑ Evacuees requiring transportation can bring dogs and cats on public buses if the animals are in owner-provided travel carriers.
- ❑ Public shelters will not accept pets; but, pet shelters are in every county that has public shelter. Shelter staff will help locate a pet shelter.

PETS MUST HAVE

- ❑ Dogs must have proof of current vaccinations for rabies, DHLPP, Bordetella and corona.
- ❑ Cats require proof of current vaccinations for rabies, feline leukemia, and FVRCP.
- ❑ Feeding bowls & four days of food; water.
- ❑ Pet carrier, leash, & tagged collar.
- ❑ Litter.
- ❑ Medications



- ★ **Primary Communities**
These communities will be the first to have shelters available.
- ★ **Alternative Communities**
If primary communities get overcrowded, this tier will accommodate overflow.
- P **Pet Shelters**
As of May 1, these communities have pet shelters available for evacuees only.